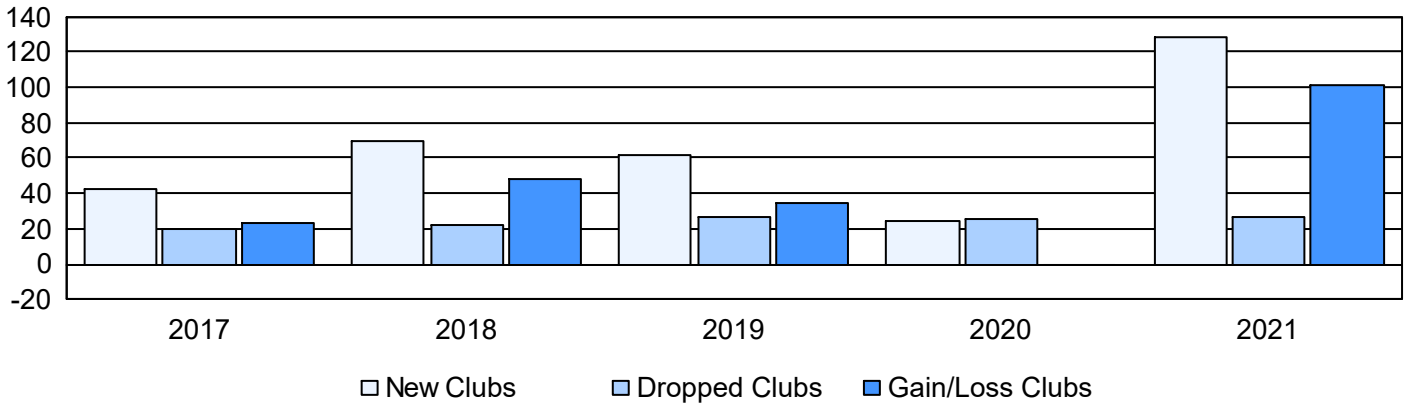
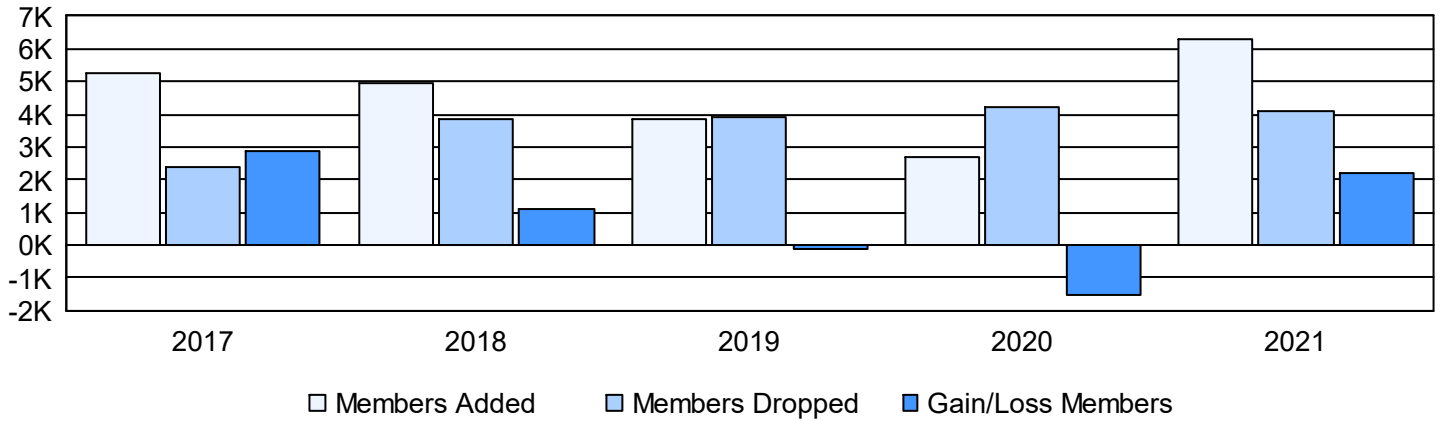


Year	New Clubs	Dropped Clubs	Gain/Loss Clubs	New Members	Charter Members	Reinstate Members	Transfer Members	Total Member Added	Total Members Dropped	Gain/Loss Members
2016-2017	43	20	23	3,789	1,173	218	54	5,234	2,384	2,850
2017-2018	70	22	48	3,071	1,648	201	41	4,961	3,832	1,129
2018-2019	62	27	35	1,718	1,672	394	41	3,825	3,936	-111
2019-2020	24	25	-1	1,280	1,008	209	213	2,710	4,227	-1,517
2020-2021	128	27	101	2,735	3,225	245	75	6,280	4,073	2,207
<b>Average</b>	<b>65</b>	<b>24</b>	<b>41</b>	<b>2,519</b>	<b>1,745</b>	<b>253</b>	<b>85</b>	<b>4,602</b>	<b>3,690</b>	<b>912</b>

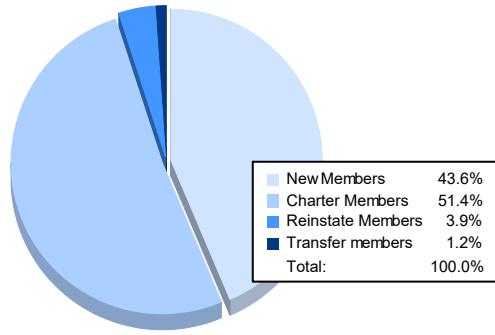
### Clubs



### Members



### Membership Composition June 2021 Cumulative



### Gender Composition June 2021 Cumulative

